Save your tooth

Most of your permanent teeth may be saved if you know what to do after a blow to the mouth

What to do if your tooth is BROKEN

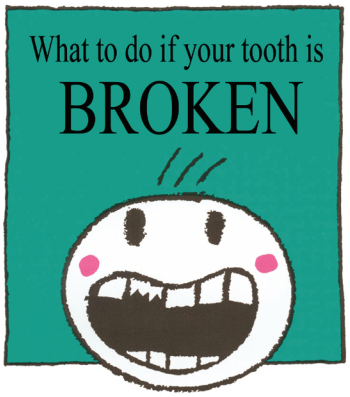

1. Find the piece of the tooth
2. The piece can be glued on
3. For this to be possible, seek attention immediately from a dentist

What to do if your tooth is KNOCKED OUT





1. Find the tooth
2. Hold it by the crown
3. (plug the sink) Rinse in cold tap water

4 FOLLOW ONE OF THESE ALTERNATIVES



a. Put the tooth back in its place

b. Place the tooth in a cup of milk or saline

c. When milk is not available, place the tooth in the mouth between the cheeks and gums

Seek immediate specialized dental treatment, within a two hour time period

Universidad de Valparaíso CHILE

Children's Dental Traumatology Service
Faculty of Dentistry.
mail: cliinffo@uv.cl

IADT 1989 BIOLOGY · COMPASSION · AESTHETICS

IADT Administration
4425 Cass Street, Suite A
San Diego, CA 92109
www.iadt-dentaltrauma.org

INFORMACION TECNICA: M. T. FLORES • DISEÑO: DIRECCION DE EXTENSION Y COMUNICACIONES UNIVERSIDAD DE VALPARAISO • F. BASTIAS TORRES • ILUSTRACIONES: J. SOTO